
JUNE 2026 REPORT



SOUTH OTTAWA VALLEY OPP DETACHMENT BOARD CONSEIL DU DÉTACHEMENT DE SOUTH OTTAWA VALLEY DE LA POLICE PROVINCIALE

**RENFREW OPP DETACHMENT
DÉTACHEMENT DE RENFREW DE LA POLICE PROVINCIALE**





RENFREW OPP

MAY BOARD REPORT



TRAFFIC



281

Provincial
Offences



183

Warnings
Issued



29

RIDE Checks



2

Fatal MVC's



2

Fatal MVC's

CRIME



134

Criminal
Charges



30

Property Crime
Calls



40

Violent Crime
Calls

MENTAL HEALTH



51

Mental Health
Calls



2

Overdoses
1 Fatal

COMMUNITY ENGAGEMENT



Community
Patrols



20+

ATV
Hours on Trails



24

Hours of
Marine Patrol



14

School Visits



May 2026 – Community Engagement Events

- Renfrew Home Show booth both days
- VTRA meeting X2
- CEO monthly meeting
- McHappy Day Renfrew
- McHappy Day Arnprior
- School presentation St Mike's Douglas
- AJ Charbonneau School Fun Fair
- Golf Tournament planning meeting Renfrew Golf Course
- Victim Services Conference
- St Mike's School Presentation Bullying and the law
- St Joes Arnprior Gr 1 class presentation on policing
- John XXIII school student meetings
- Nick Smith Foot patrol
- Arnprior foot patrol
- Hike For Hospice
- Grove nursing home evacuation exercise
- Deux Rivieres School Visit
- Cobden Church patrol
- Deux Rivieres School Visit
- McNab School visit
- Central School visit
- Foot patrol Renfrew
- Foot patrol Cobden
- Walter Zadow School Fun Fair
- Robert Simposon Park patrol
- Antrim truck stop patrol
- St Joes Renfrew School Visit
- RCI School visit
- John XXIII school visit
- Mateway youth soccer patrol
- John XXIII school visit
- RCI school patrol

Traffic.Initiatives.-.Renfrew.Detachment

Total Traffic Statistics [May 9th, 2026-June 2nd, 2026]

- ✓ 281 Provincial Offence Act charges laid.
- ✓ 32 Part III Summons Issued
- ✓ 185 warnings issued.
- ✓ 29 RIDEs completed
- ✓ 2 occurrences where a member of the public was charged with impaired operation of a motor vehicle.

Canada Road Safety Week [(CACP/Transport Canada) May 12th – May 18th)

- ✓ Canada Road Safety Week Focuses on Aggressive Driving (i.e.: Impaired Driving, Driving While prohibited, Fail to Yield, Careless, Speeding Stunt Racing, Seatbelts and Distracted Driving.)
- ✓ 264 Traffic stops
- ✓ 196 Total Charges
 - 147 speeding
- ✓ 102 warnings

Motorcycle Awareness Week (May 1st – May 7th)

- ✓ Motorcycle awareness week focuses on proper use of safety equipment for MC Drivers as well as safe driving habits.

Safe Boating Week (May 15th – May 18th)

- ✓ Safe boating week focuses on the use of Personal Floatation Devices as well as proper navigation practices. Marine members of the Detachment will be on patrol starting this weekend until mid-september.
- ✓ 24 hrs on the water in May.

Upcoming Traffic Initiatives:

ATV Safety Awareness Week (June 1st- June 7th)

The purpose of this initiative is to address behaviours that place ATV riders, passengers, pedestrians, and other trail and roadway users at risk. Across the Renfrew Detachment area, the East Region, the Province, and nationally, we continue to see preventable deaths and injuries linked to unsafe operation, impaired riding, lack of helmet use, and non-compliance with applicable laws and regulations.

OPP Focus Lifesaving Equipment June 26th – July 5th, 2026

Focus Patrol – Garden of Eden Rd Horton Twp

Crossing Guard Support- Town of Arnprior (Paid Duty)

OPP Detachment Board Report Records Management System May 2026

Criminal Code and Provincial Statute Charges Laid						
May						
Year	2024		2025		2026	
ChargeCategory1	Offence Count	% Change	Offence Count	% Change	Offence Count	% Change
Criminal Code Non-Traffic	155	55.0%	93	-40.0%	134	44.1%
Criminal Code Traffic	14	7.7%	26	85.7%	16	-38.5%
Highway Traffic Act	179	42.1%	327	82.7%	287	-12.2%
Liquor Licence Act	3	-57.1%	18	500.0%	5	-72.2%
Other Violations	33	57.1%	67	103.0%	37	-44.8%
Total	384	43.8%	531	38.3%	479	-9.8%

YTD						
Year	2024		2025		2026	
ChargeCategory1	Offence Count	% Change	Offence Count	% Change	Offence Count	% Change
Criminal Code Non-Traffic	580	8.0%	632	9.0%	593	-6.2%
Criminal Code Traffic	62	-11.4%	89	43.5%	67	-24.7%
Highway Traffic Act	829	-17.4%	1,236	49.1%	983	-20.5%
Liquor Licence Act	23	-37.8%	37	60.9%	28	-24.3%
Other Violations	130	-29.0%	242	86.2%	179	-26.0%
Total	1,624	-11.3%	2,236	37.7%	1,850	-17.3%

May

Year ● 2024 ● 2025 ● 2026

Traffic Related Charges						
May						
Year	2024		2025		2026	
ChargeCategory2	Offence Count	% Change	Offence Count	% Change	Offence Count	% Change
Speeding	115	38.6%	236	105.2%	203	-14.0%
Seatbelt	2	0.0%	1	-50.0%	4	300.0%
Impaired	12	9.1%	19	58.3%	12	-36.8%
Distracted	1	--	3	200.0%	0	-100.0%

YTD						
Year	2024		2025		2026	
ChargeCategory2	Offence Count	% Change	Offence Count	% Change	Offence Count	% Change
Speeding	557	-10.9%	850	52.6%	618	-27.3%
Seatbelt	11	-50.0%	27	145.5%	29	7.4%
Impaired	43	-20.4%	66	53.5%	50	-24.2%
Distracted	4	100.0%	4	0.0%	3	-25.0%

May

Year ● 2024 ● 2025 ● 2026

Detachment: 3T - RENFREW

Location code(s): 3T00 - RENFREW, 3T10 - ARNPRIOR

Area(s): ALL

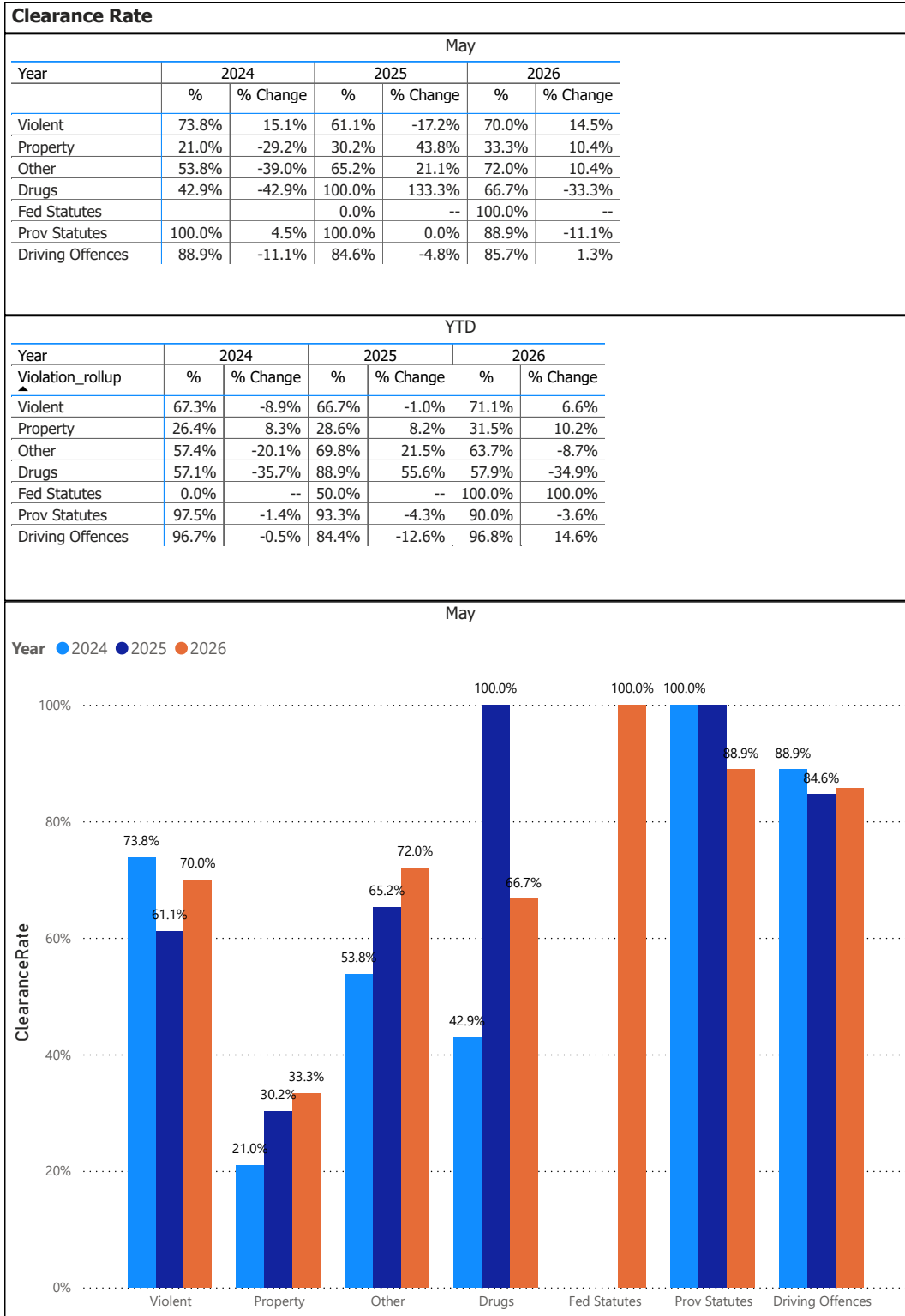
Data source date:

5 - Jun - 26

Report Generated on:

05 - Jun - 2026 3:28:17 PM

OPP Detachment Board Report Records Management System May 2026



Detachment: 3T - RENFREW

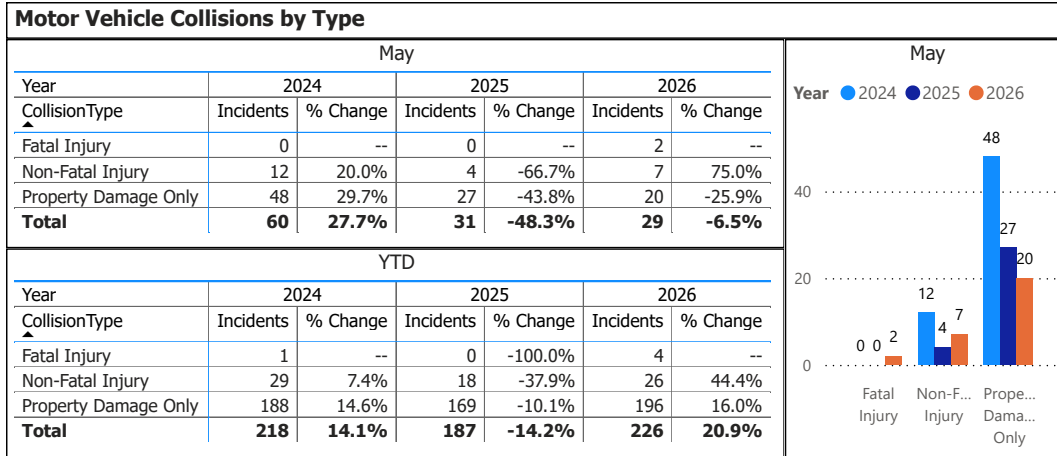
Location code(s): 3T00 - RENFREW, 3T10 - ARNPRIOR

Area(s): ALL

Data source date:
05-Jun-2026

Report Generated on:
05-Jun-2026 3:28:17 PM

**OPP Detachment Board Report
Collision Reporting System
May 2026**



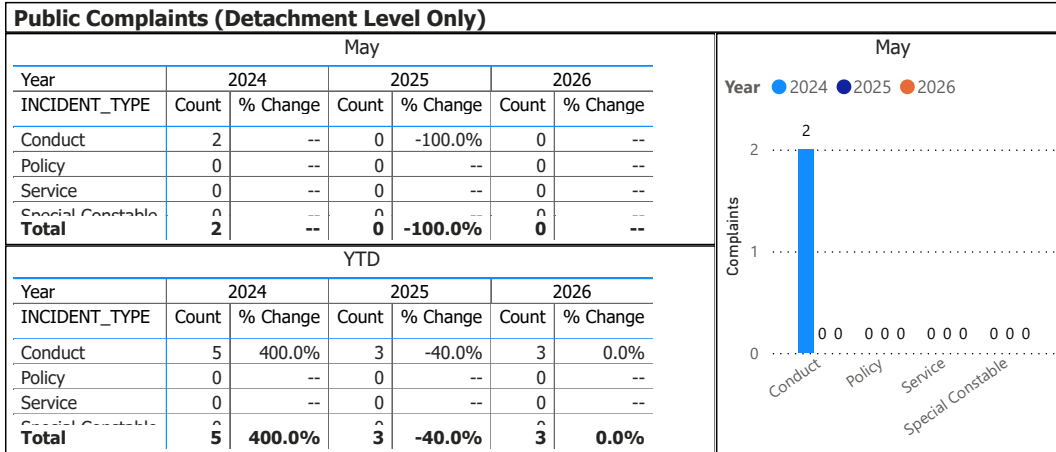
Data source (Collision Reporting System) date:
05-Jun-2026

Detachment: 3T - RENFREW
Location code(s): 3T00 - RENFREW, 3T10 - ARNPRIOR

Area(s): ALL
Data source date:
05-Jun-2026

Report Generated on:
05-Jun-2026 3:28:17 PM

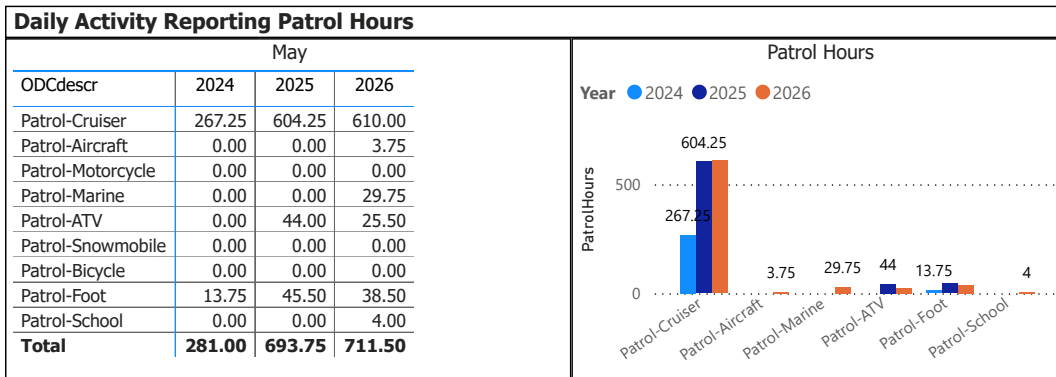
OPP Detachment Board Report Records Management System May 2026



Data source: RMS Data Feed
Ontario Provincial Police, Professional Standards Bureau Commander Reports - File Manager System

Data source date:
05-Jun-2026

Daily Activity Reporting



Data source (Daily Activity Reporting System) date:
05-Jun-2026

Detachment: 3T - RENFREW
Location code(s): 3T00 - RENFREW, 3T10 - ARNPRIOR

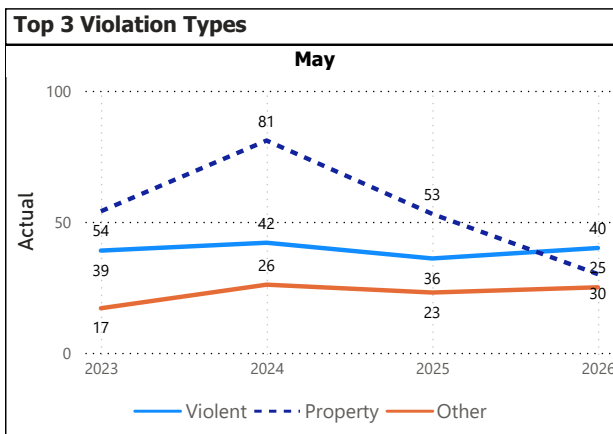
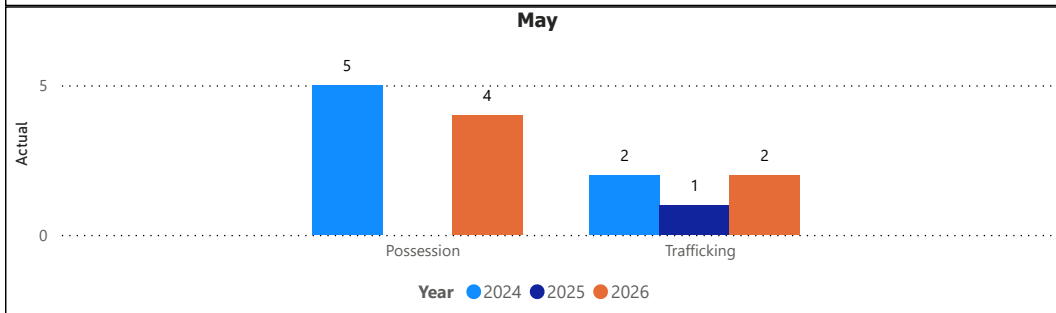
Data source date:
05-Jun-2026

Report Generated on:
05-Jun-2026 3:28:17 PM

**OPP Detachment Board Report
Records Management System
May 2026**

Drug Crime						
May						
Year	2024		2025		2026	
ViolationGrp	Actual	% Change	Actual	% Change	Actual	% Change
Possession	5	66.7%	0	-100.0%	4	--
Trafficking	2	100.0%	1	-50.0%	2	100.0%
Importation & Production	0	--	0	--	0	--
Cannabis Possession	0	--	0	--	0	--
Cannabis Distribution	0	--	0	--	0	--
Cannabis Sale	0	--	0	--	0	--
Cannabis Importation & Exportation	0	--	0	--	0	--
Cannabis Production	0	--	0	--	0	--
Other Cannabis Violations	0	--	0	--	0	--
Total	7	75.0%	1	-85.7%	6	500.0%

YTD						
Year	2024		2025		2026	
ViolationGrp	Actual	% Change	Actual	% Change	Actual	% Change
Possession	16	220.0%	9	-43.8%	11	22.2%
Trafficking	5	25.0%	9	80.0%	8	-11.1%
Importation & Production	0	--	0	--	0	--
Cannabis Possession	0	--	0	--	0	--
Cannabis Distribution	0	--	0	--	0	--
Cannabis Sale	0	--	0	--	0	--
Cannabis Importation & Exportation	0	--	0	--	0	--
Cannabis Production	0	--	0	--	0	--
Other Cannabis Violations	0	--	0	--	0	--
Total	21	133.3%	18	-14.3%	19	5.6%



Top 5 Violation Groups					
May					
ViolationGrp	2023	2024	2025	2026	Total
Assaults/Firearm Related Offences	19	18	19	20	76
Fraud	18	25	19	9	71
Theft Under \$5000	20	21	19	9	69
Failure to Comply	10	17	17	18	62
Other Offences Involving Violence or the Threat of Violence	11	17	16	16	60

Detachment: 3T - RENFREW
Location code(s): 3T00 - RENFREW, 3T10 - ARNPRIOR

Area(s): ALL
Data source date:
05-Jun-2026

Report Generated on:
05-Jun-2026 3:28:17 PM

**OPP Detachment Board Report
Collision Reporting System
May 2026**

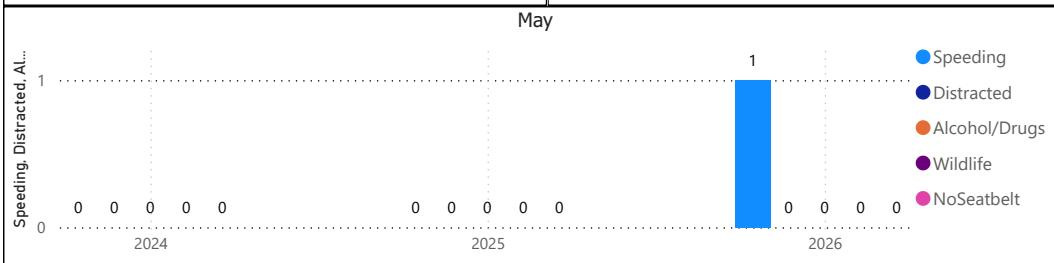
Fatalities in Detachment Area - Incidents									
May									
Type	Motor Vehicle			Motorized Snow Vehicle			Off-Road Vehicle		
Year	Alcohol/Drugs	Incidents	% Change	Alcohol/Drugs	Incidents	% Change	Alcohol/Drugs	Incidents	% Change
2024	0	0	--	0	0	--	0	0	--
2025	0	0	--	0	0	--	0	0	--
2026	0	2	--	0	0	--	0	0	--

YTD									
Type	Motor Vehicle			Motorized Snow Vehicle			Off-Road Vehicle		
Year	Alcohol/Drugs	Incidents	% Change	Alcohol/Drugs	Incidents	% Change	Alcohol/Drugs	Incidents	% Change
2024	0	0	--	1	1	--	0	0	--
2025	0	0	--	0	0	-100.0%	0	0	--
2026	0	4	--	0	0	--	0	0	--

Fatalities in Detachment Area - Persons Killed							
May							
Type	Motor Vehicle		Motorized Snow Vehicle		Off-Road Vehicle		
Year	Persons Killed	% Change	Persons Killed	% Change	Persons Killed	% Change	
2024	0	--	0	--	0	--	
2025	0	--	0	--	0	--	
2026	2	--	0	--	0	--	

YTD							
Type	Motor Vehicle		Motorized Snow Vehicle		Off-Road Vehicle		
Year	Persons Killed	% Change	Persons Killed	% Change	Persons Killed	% Change	
2024	0	--	1	--	0	--	
2025	0	--	0	-100.0%	0	--	
2026	5	--	0	--	0	--	

Primary Causal Factors in Fatal Motor Vehicle Collisions						
	May			YTD		
	2024	2025	2026	2024	2025	2026
Speeding	0	0	1	0	0	1
Speeding % Change	--	--	--	--	--	--
Distracted	0	0	0	0	0	0
Distracted % Change	--	--	--	--	--	--
Alcohol/Drugs	0	0	0	1	0	0
Alcohol/Drugs % Change	--	--	--	--	-100.0%	--
Wildlife	0	0	0	0	0	0
Wildlife % Change	--	--	--	--	--	--
NoSeatbelt	0	0	0	0	0	0
NoSeatbelt YoY%	--	--	--	--	--	--



Data source (Collision Reporting System) date:
05-Jun-2026

Detachment: 3T - RENFREW

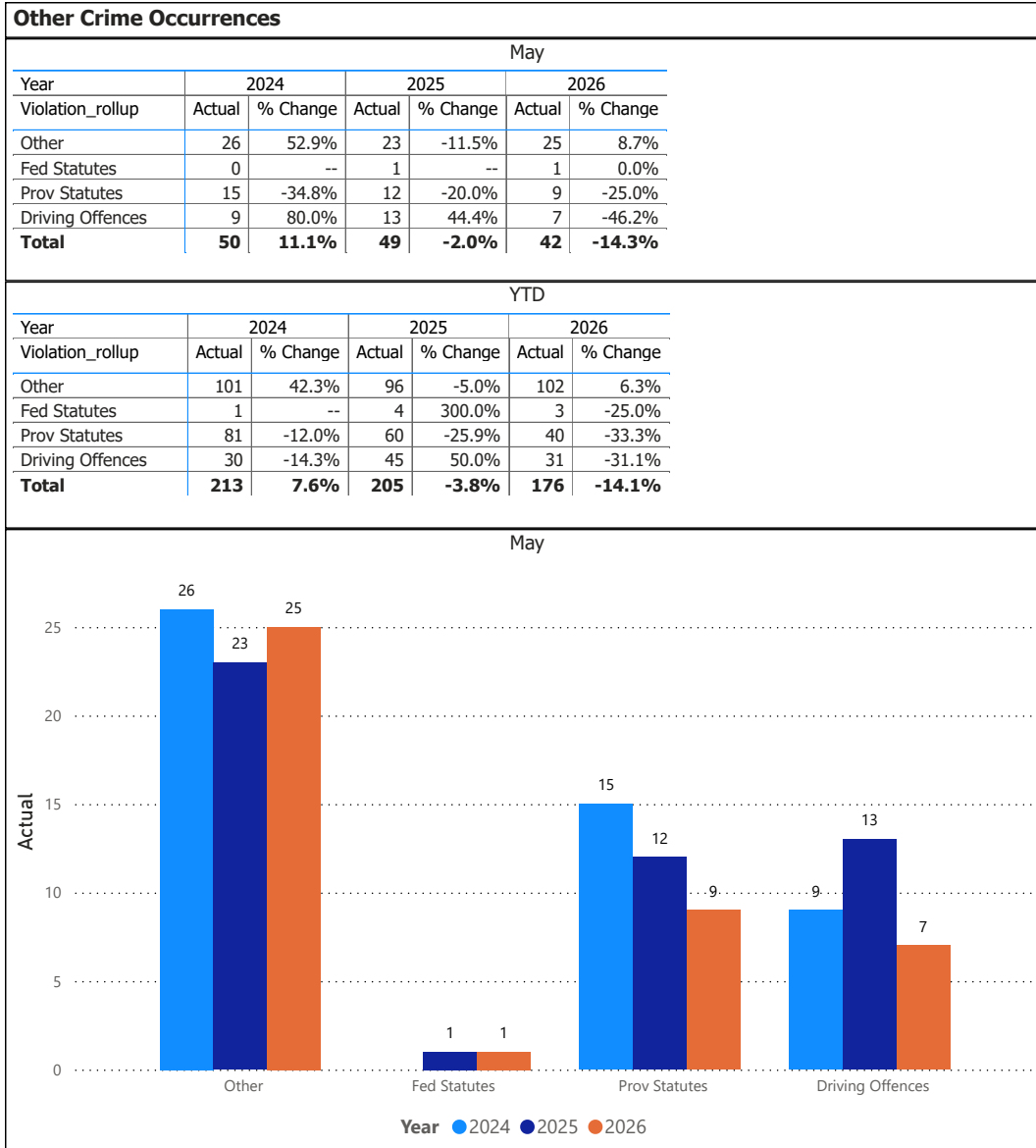
Location code(s): 3T00 - RENFREW, 3T10 - ARNPRIOR

Area(s): ALL

Data source date:
05-Jun-2026

Report Generated on:
05-Jun-2026 3:28:17 PM

OPP Detachment Board Report Records Management System May 2026



Detachment: 3T - RENFREW

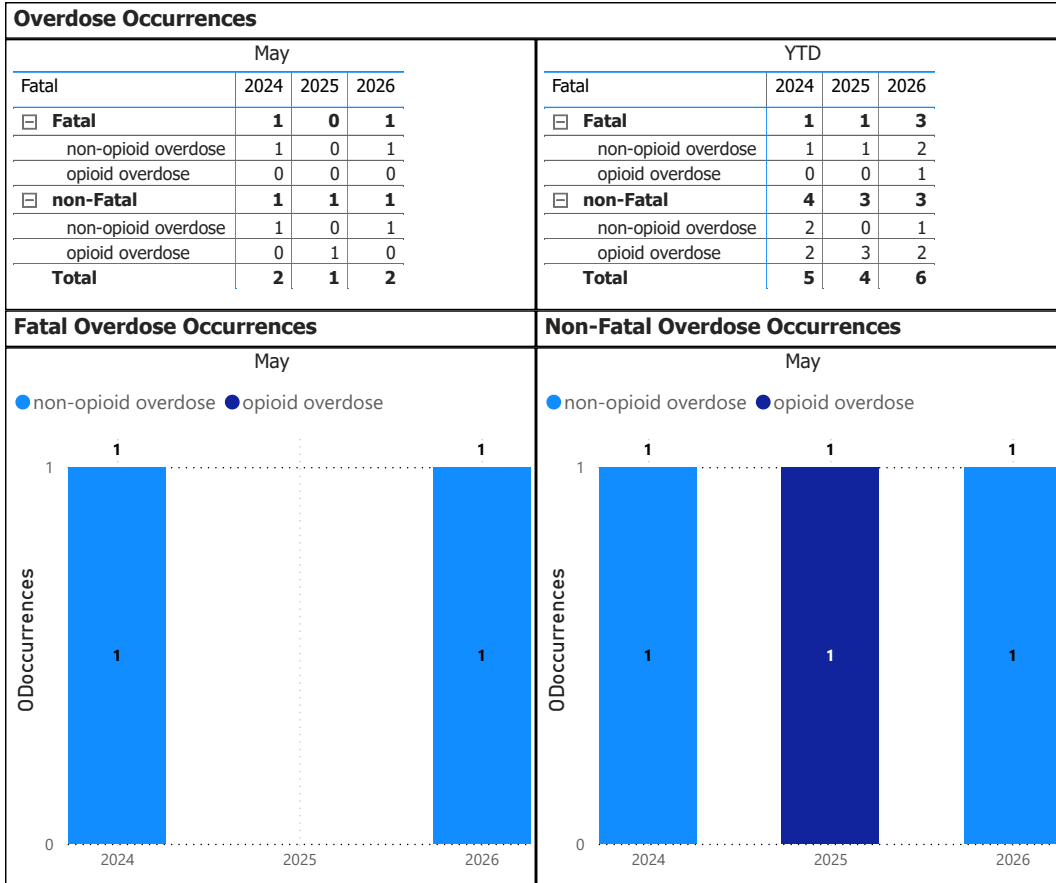
Location code(s): 3T00 - RENFREW, 3T10 - ARNPRIOR

Area(s): ALL

Data source date:
05-Jun-2026

Report Generated on:
05-Jun-2026 3:28:17 PM

OPP Detachment Board Report Records Management System May 2026



Detachment: 3T - RENFREW

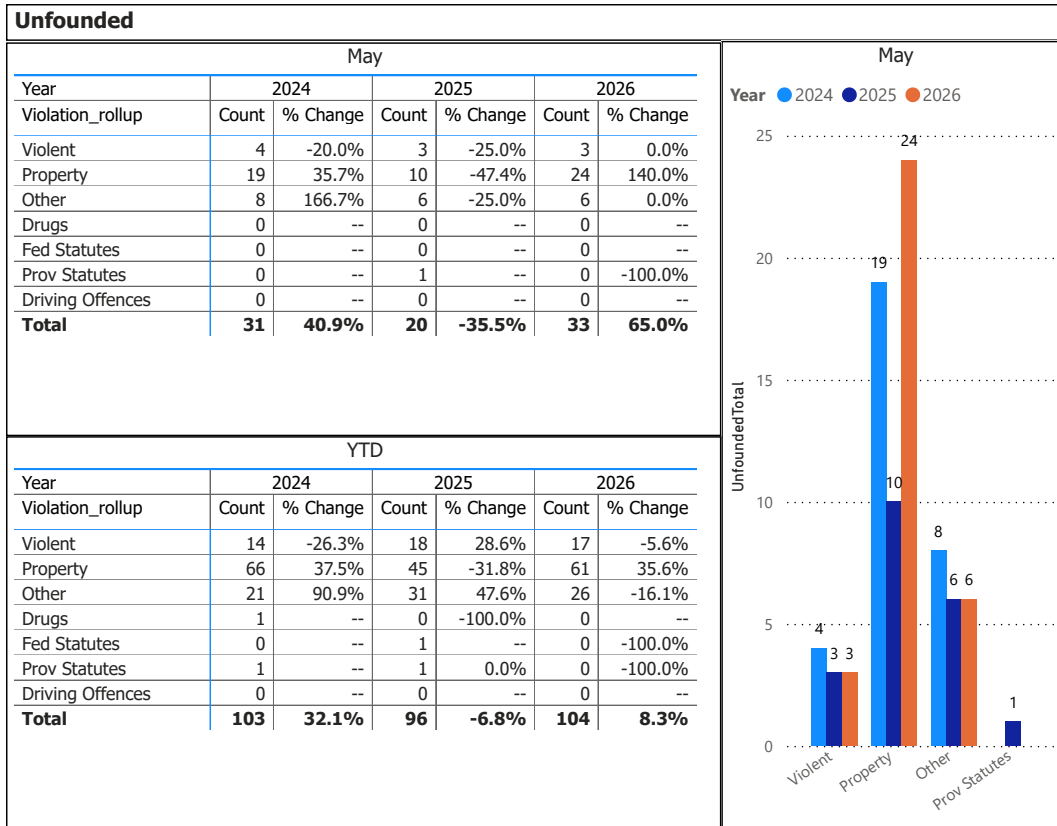
Location code(s): 3T00 - RENFREW, 3T10 - ARNPRIOR

Area(s): ALL

Data source date:
05-Jun-2026

Report Generated on:
05-Jun-2026 3:28:17 PM

OPP Detachment Board Report Records Management System May 2026



Detachment: 3T - RENFREW

Location code(s): 3T00 - RENFREW, 3T10 - ARNPRIOR

Area(s): ALL

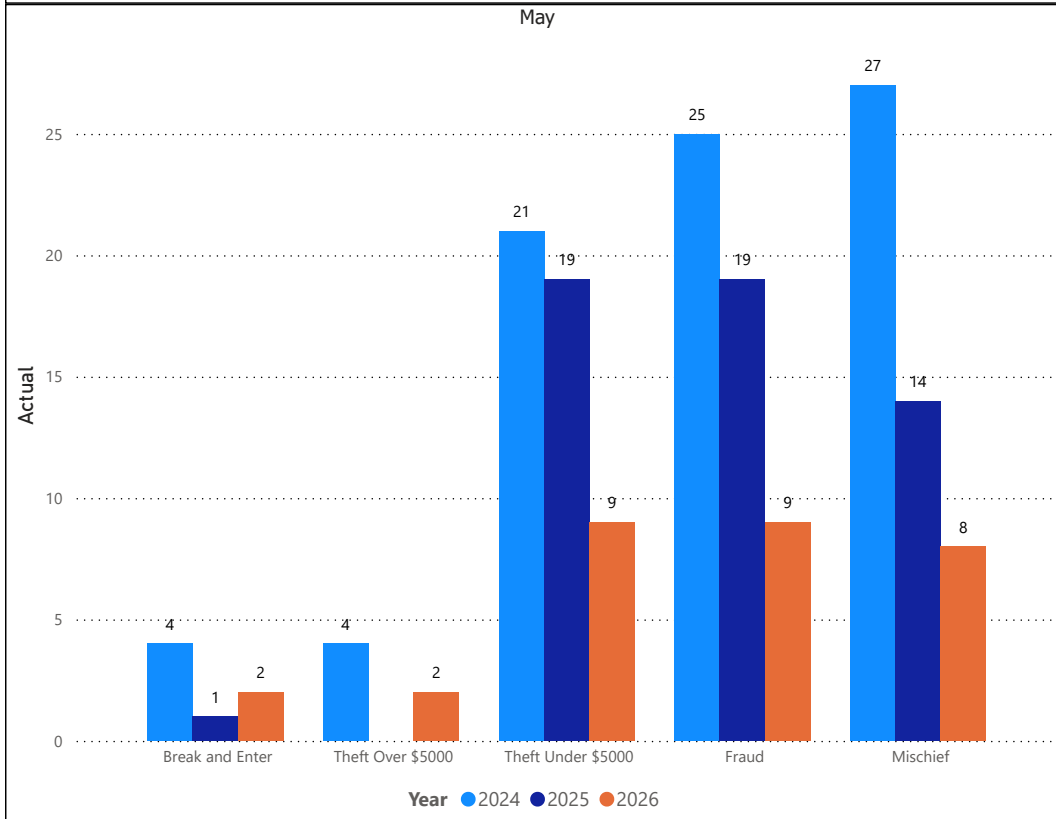
Data source date:
05-Jun-2026

Report Generated on:
05-Jun-2026 3:28:17 PM

OPP Detachment Board Report Records Management System May 2026

Property Crime						
May						
Year	2024		2025		2026	
ViolationGrp	Actual	% Change	Actual	% Change	Actual	% Change
Arson	0	--	0	--	0	--
Break and Enter	4	300.0%	1	-75.0%	2	100.0%
Theft Over \$5000	4	-33.3%	0	-100.0%	2	--
Theft Under \$5000	21	5.0%	19	-9.5%	9	-52.6%
Possession/Trafficking Stolen Goods	0	--	0	--	0	--
Fraud	25	38.9%	19	-24.0%	9	-52.6%
Mischief	27	200.0%	14	-48.1%	8	-42.9%
Total	81	50.0%	53	-34.6%	30	-43.4%

YTD						
Year	2024		2025		2026	
ViolationGrp	Actual	% Change	Actual	% Change	Actual	% Change
Arson	0	--	0	--	0	--
Break and Enter	17	6.3%	6	-64.7%	9	50.0%
Theft Over \$5000	13	-45.8%	12	-7.7%	13	8.3%
Theft Under \$5000	89	-21.2%	72	-19.1%	72	0.0%
Possession/Trafficking Stolen Goods	1	-50.0%	2	100.0%	1	-50.0%
Fraud	93	10.7%	103	10.8%	59	-42.7%
Mischief	71	47.9%	64	-9.9%	43	-32.8%
Total	284	-1.0%	259	-8.8%	197	-23.9%



Detachment: 3T - RENFREW

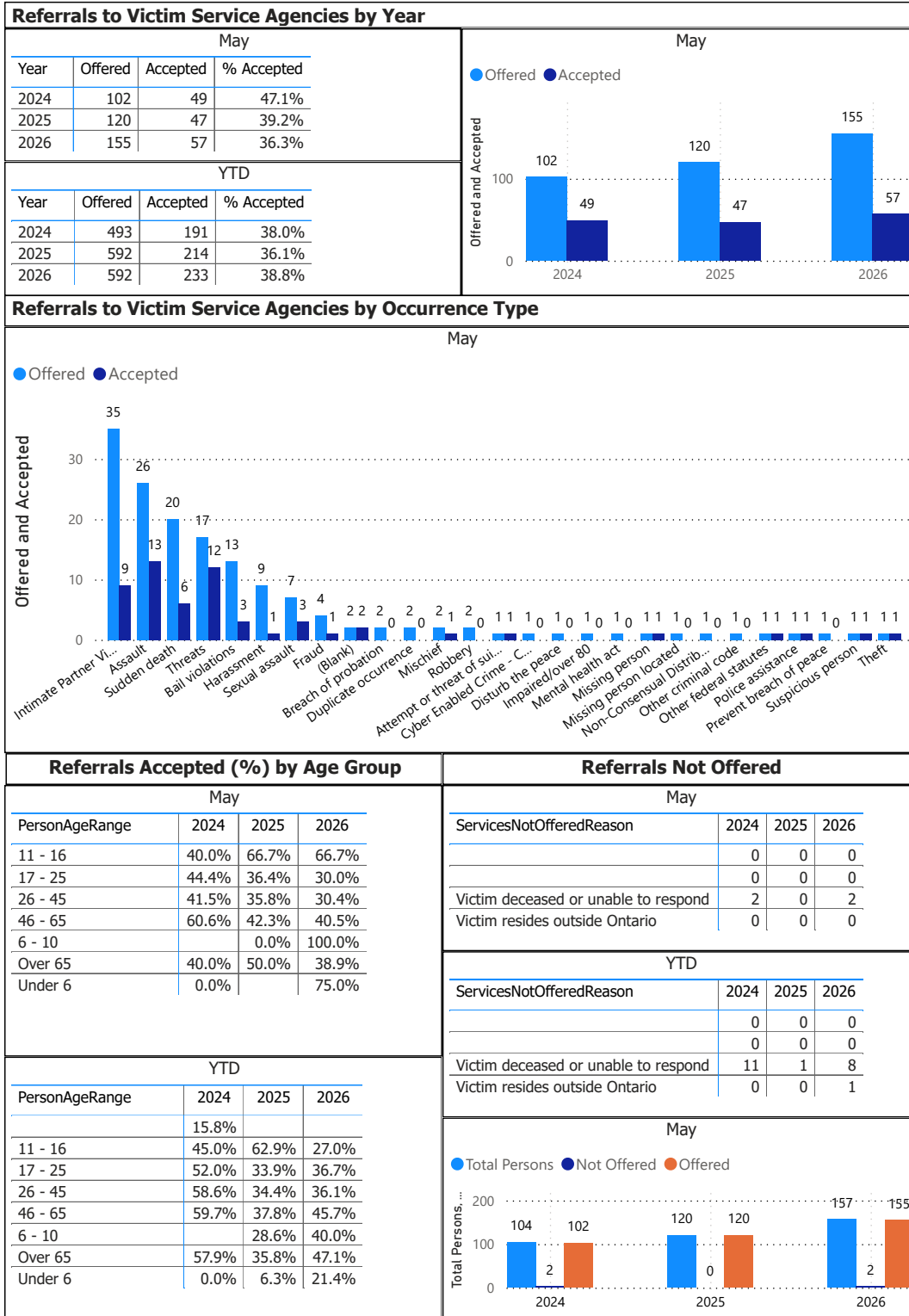
Location code(s): 3T00 - RENFREW, 3T10 - ARNPRIOR

Area(s): ALL

Data source date:
05-Jun-2026

Report Generated on:
05-Jun-2026 3:28:17 PM

OPP Detachment Board Report Records Management System May 2026



Detachment: 3T - RENFREW

Location code(s): 3T00 - RENFREW, 3T10 - ARNPRIOR

Area(s): ALL

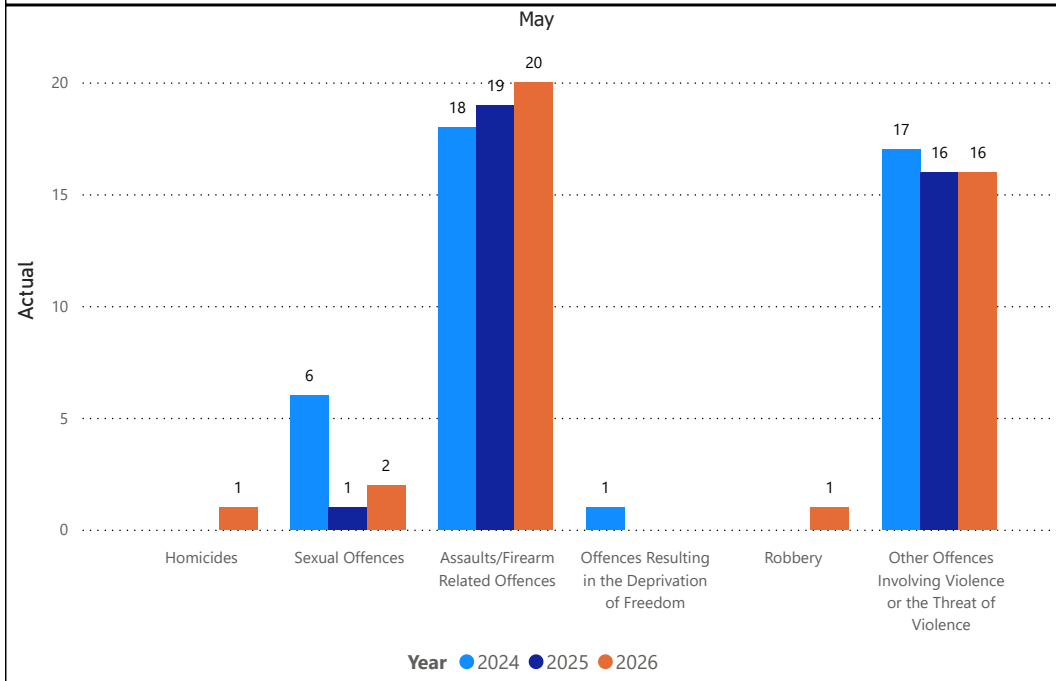
Data source date:
05-Jun-2026

Report Generated on:
05-Jun-2026 3:28:17 PM

**OPP Detachment Board Report
Records Management System
May 2026**

Violent Crime						
May						
Year	2024		2025		2026	
ViolationGrp	Actual	% Change	Actual	% Change	Actual	% Change
Homicides	0	-100.0%	0	--	1	--
Other Offences Causing Death	0	--	0	--	0	--
Attempted Murder	0	--	0	--	0	--
Sexual Offences	6	-25.0%	1	-83.3%	2	100.0%
Assaults/Firearm Related Offences	18	-5.3%	19	5.6%	20	5.3%
Offences Resulting in the Deprivation of Freedom	1	--	0	-100.0%	0	--
Robbery	0	--	0	--	1	--
Other Offences Involving Violence or the Threat of Violence	17	54.5%	16	-5.9%	16	0.0%
Offences in Relation to Sexual Services	0	--	0	--	0	--
Total	42	7.7%	36	-14.3%	40	11.1%

YTD						
Year	2024		2025		2026	
ViolationGrp	Actual	% Change	Actual	% Change	Actual	% Change
Homicides	1	0.0%	0	-100.0%	1	--
Other Offences Causing Death	0	--	0	--	0	--
Attempted Murder	1	--	0	-100.0%	0	--
Sexual Offences	23	4.5%	29	26.1%	15	-48.3%
Assaults/Firearm Related Offences	92	16.5%	99	7.6%	82	-17.2%
Offences Resulting in the Deprivation of Freedom	1	-88.9%	2	100.0%	0	-100.0%
Robbery	2	0.0%	0	-100.0%	2	--
Other Offences Involving Violence or the Threat of Violence	82	86.4%	68	-17.1%	59	-13.2%
Offences in Relation to Sexual Services	0	--	0	--	0	--
Total	202	28.7%	198	-2.0%	159	-19.7%



Detachment: 3T - RENFREW

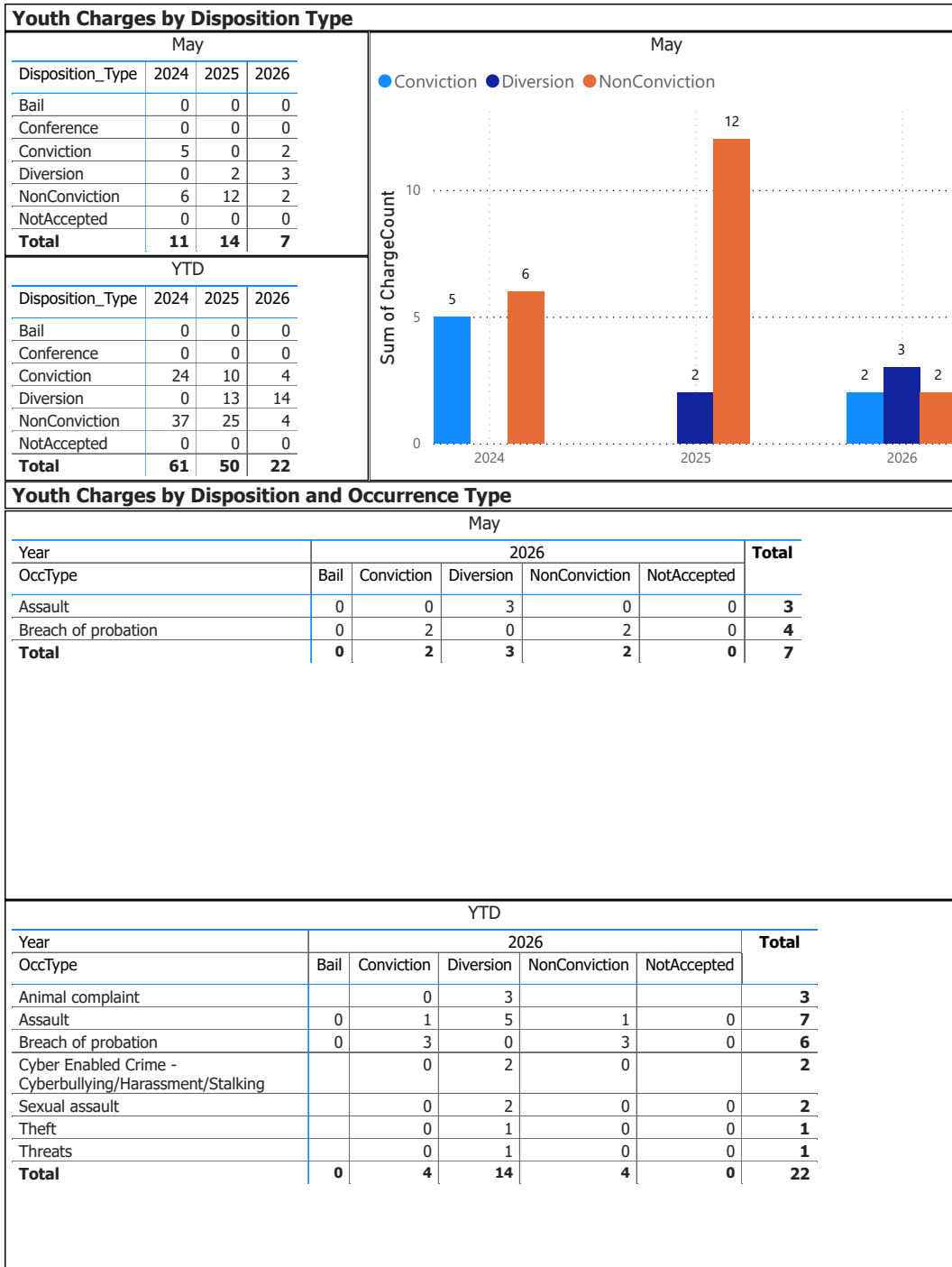
Location code(s): 3T00 - RENFREW, 3T10 - ARNPRIOR

Area(s): ALL

Data source date:
05-Jun-2026

Report Generated on:
05-Jun-2026 3:28:17 PM

OPP Detachment Board Report Records Management System May 2026



The tables and chart on this page present summarized youth charges by disposition and occurrence type that have been recorded in the OPP Niche RMS application. Of note... the Niche data sourced for this report page only lists youth charges that have had a disposition type entered against them. Therefore, please be aware that the counts of youth charges entries on this report page are under stating the potential sum of youth charges that are in OPP Niche RMS.

Detachment: 3T - RENFREW

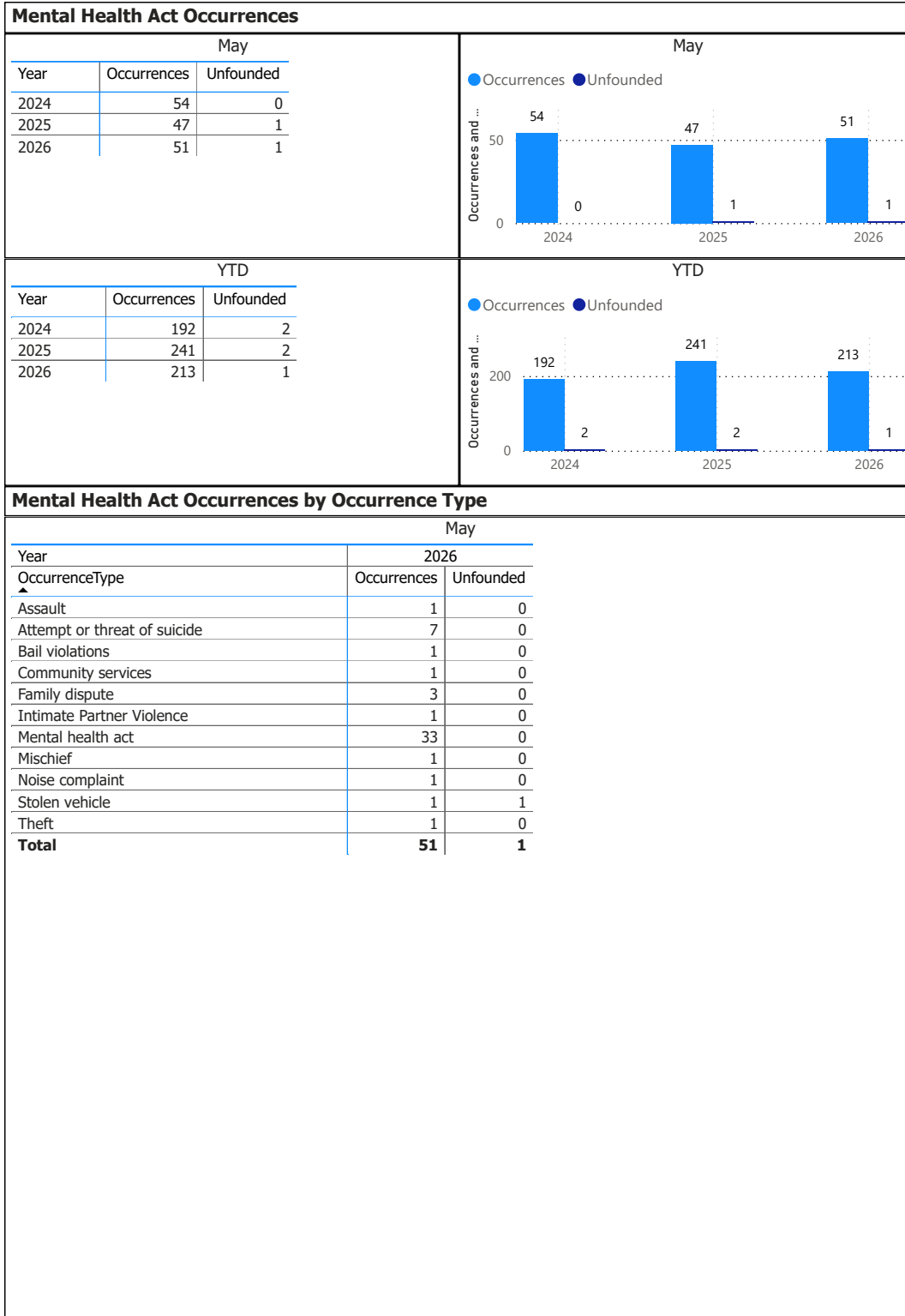
Location code(s): 3T00 - RENFREW, 3T10 - ARNPRIOR

Area(s): ALL

Data source date:
05-Jun-2026

Report Generated on:
05-Jun-2026 3:32:13 PM

OPP Detachment Board Report Records Management System May 2026



Mental Health Act Occurrences by Occurrence Type		
May		
Year	2026	
OccurrenceType	Occurrences	Unfounded
Assault	1	0
Attempt or threat of suicide	7	0
Bail violations	1	0
Community services	1	0
Family dispute	3	0
Intimate Partner Violence	1	0
Mental health act	33	0
Mischief	1	0
Noise complaint	1	0
Stolen vehicle	1	1
Theft	1	0
Total	51	1

Detachment: 3T - RENFREW

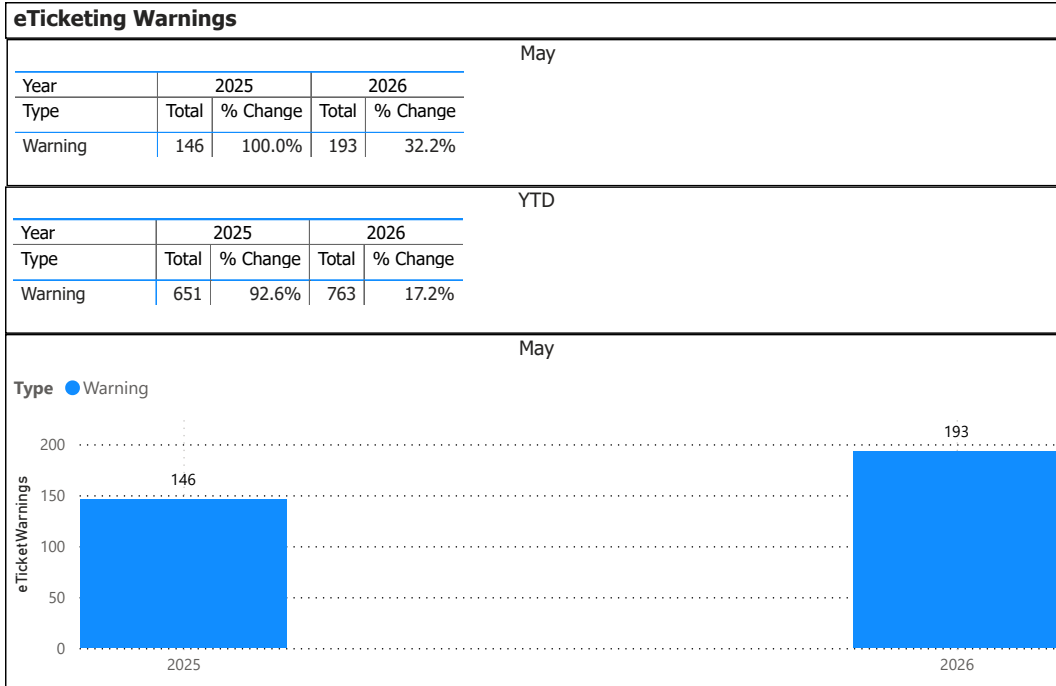
Location code(s): 3T00 - RENFREW, 3T10 - ARNPRIOR

Area(s): ALL

Data source date:
05-Jun-2026

Report Generated on:
05-Jun-2026 3:28:17 PM

**OPP Detachment Board Report
Records Management System
May 2026**



Note: The eTicketing system was not fully implemented until the end of 2022, therefore data is only available beginning in 2023. % Change in 2023 may appear higher in this report due to the incomplete 2022 data.

Detachment: 3T - RENFREW

Location code(s): 3T00 - RENFREW, 3T10 - ARNPRIOR

Area(s): ALL

Data source date:

5 - Jun - 26

Report Generated on:

05 - Jun - 2026 3:29:28 PM